


# The Sea Cadet Corps



## CADET WORK BOOK

This work book contains all that you should know at the end of your Part 1 Cadet training. You will be assessed on your knowledge of these subjects. You should make sure that you have completed the book before requesting advancement.

Inside the back cover of this book is a page to record points for specialisations, boatwork and proficiencies. You have to gain eight points before advancing to Ordinary Cadet.

Do not forget to carry forward any points you may have gained in your previous Work Book. Use a different coloured pen so you can readily see your progress.

---

NAME:

---

DIVISION:

---

UNIT:

---

DATE RATED CADET:

---

DATE ADVANCED TO OC:

SHORT TITLE – CDWB  
FOURTH EDITION  
APRIL 2000

**NOTES**

**OC1 ORGANISATION OF THE SEA CADET CORPS**

1. Complete this chart by filling in the boxes.

**NAME THE COMMODORE OF THE SEA CADETS**

<b>Commodore</b>	<b>Royal Navy</b>
------------------	-------------------

**NAME THE SIX SCC AREAS**


**NAME YOUR SCC AREA AND AREA OFFICER**

	<b>Area</b>

**NAME THE SCC DISTRICTS IN YOUR AREA**


**NAME YOUR SCC DISTRICT AND DISTRICT OFFICER**

	<b>District</b>
<b>Lieutenant Commander (SCC)</b>	<b>RNR</b>

**NAME THE SCC UNITS IN YOUR DISTRICT**


CADET TO ORDINARY CADET WORK BOOK

2. Tick the boxes to indicate which of these activities have competitions at District (D), Area (A), National (N) or Inter-Cadet Service (CIS) Level.

ACTIVITIES	D	A	N	CIS
Sailing				
Pulling				
Power Boat Handling				
Boat Handling				
Canoeing				
Five-A-Side Football				
Athletics				

ACTIVITIES	D	A	N	CIS
Swimming				
Diving				
Shooting				
Expedition Training				
Drill				
Piping				
Band				

3. What weekend activities and other courses does the District regularly offer?

4. What parades does the District regularly hold?

5. What weekend activities and other courses does the Area regularly offer?

6. What parades does the SCC hold regularly?

**OC2 CADET ADVANCEMENT**

1. List the five areas of the Part One Syllabus for Ordinary Cadet on which you will be assessed in.

2. What are the five grades that you could achieve in each area?

3. What is the minimum grade that you must achieve in **every** area in order to pass the Part One syllabus?

4. List here the Part Two Proficiency Subjects that you can take in your own Unit?

**OC3 COURSES AVAILABLE TO THE SEA CADET CORPS**

1. List the National and Area course that Cadets can attend.

2. Who pays for the travel?

3. What is the usual cost of a week's National course?

£






**OC4 HISTORY OF THE UNIT AND THE CORPS**

1. Write a short history of the Sea Cadet Corps, by listing the important events and dates.

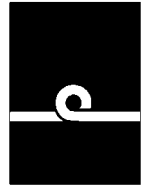
2. Do the same for your Unit.

**OC5 ROYAL NAVY RANKS AND RATINGS**


**OFFICERS**



**OFFICERS**



**RATINGS**



**ROYAL MARINES RANKS**

2. Within the boxes write the rank of the officer and other rank shown.

**OFFICERS**



**OFFICERS**



**OTHER RANKS**



**OC6 PHONETIC ALPHABET**

1. Write within the table the Phonetic Alphabet.

A	B	C
D	E	F
G	H	I
J	K	L
M	N	O
P	Q	R
S	T	U
V	W	X
Y	Z	

**OC7 ROYAL NAVAL CUSTOMS**

1. Write a brief history of the following:

a. Boatswain's Call.

b. Ship's Bell.

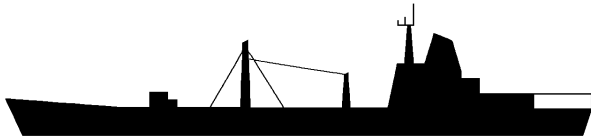
c. Saluting the Quarterdeck.

d. Dressing Ship.

e. Crossing the Line.

**OC8 TYPES OF SHIP**

1. Write within the boxes provided the type of ship drawn.



2. Explain the role of the following ships:

a. Aircraft Carrier

b. Minesweeper

c. Destroyer

d. Frigate

e. Submarine

3. How can you tell the difference between warships and merchant ships?

4. What is your Unit's affiliated ship and what type is it?

**The Sea Cadet Corps' Offshore Fleet**

5. Explain in detail the SCC offshore fleet and the cruises that are available in:  
TS ROYALIST

CITY LIVERYMAN, TS LEOPOLD MULLER and TS VIGILANT

Fleet tenders are currently out of service.

**The Marine Society Craft**

6. Explain in detail the MS craft and the cruises that are available in:  
EARL OF ROMNEY

**OC9 SQUAD DRILL**

1. Revise Squad Drill from your previous Work Book
2. Learn the following:

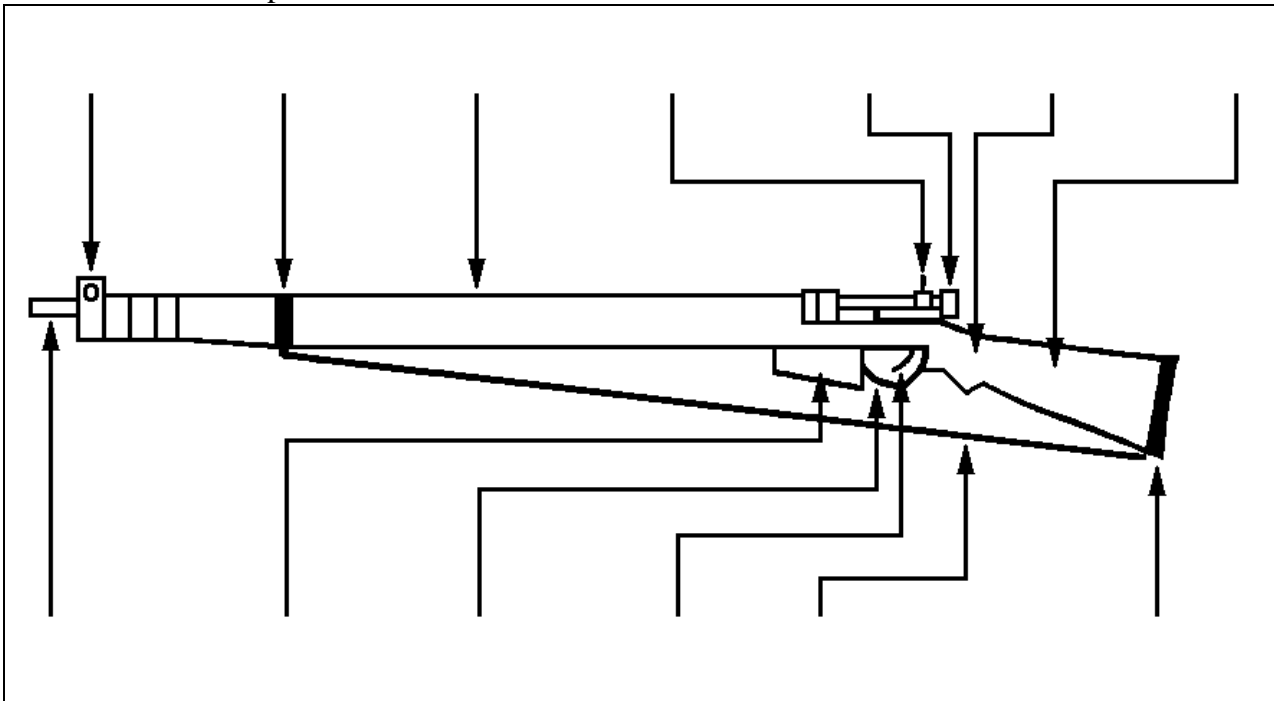
Opening and closing ranks  
 Side closing  
 About turn & wheeling  
 Changing step

Paces forward & backwards  
 Marching & halting  
 Marking time  
 Double marching

<b>HAS UNDERTAKEN SQUAD DRILL TRAINING TO A REQUIRED STANDARD</b>			
<b>SIGNED</b>	<b>NAME</b>	<b>RANK/RATE</b>	<b>DATE</b>

**OC10 RIFLE DRILL**

4. Label these parts of a rifle:



4. Weapon safety - do's and don'ts:

<p>Do's</p>   	<p>Don'ts</p>   
-------------------------	---------------------------

3. Learn the following:

Stand at ease  
 Shoulder arms  
 Saluting with a rifle

Stand easy  
 Order arms

Attention  
 Present arms from the shoulder

<b>HAS UNDERTAKEN SQUAD DRILL TRAINING TO A REQUIRED STANDARD</b>			
<b>SIGNED</b>	<b>NAME</b>	<b>RANK/RATE</b>	<b>DATE</b>

**OC11 UNIT DUTIES**

1. In the space provided list the main duties of these people.

a. Duty Officer

b. Duty Senior Rate

c. Quartermaster


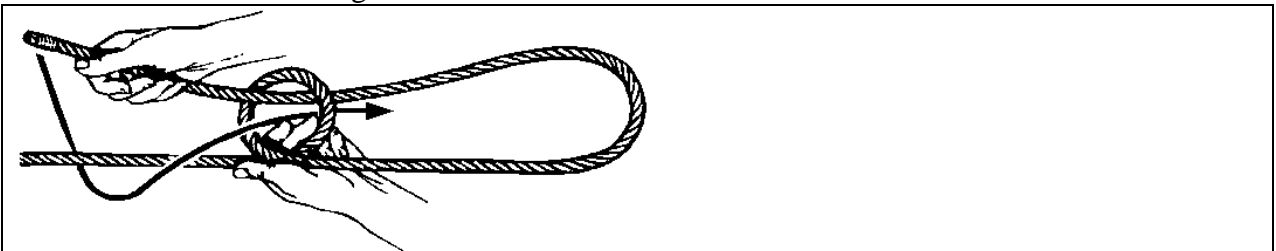
d. Boatswain's Mate

e. Signal Party


f. Messengers

**OC12 BENDS AND HITCHES**

1. Name the following and describe their use.



2. What is the purpose of faking a rope?



3. What is the purpose of a common whipping?



4. What other types of whipping are there?

Blank space for the answer to question 4.

5. How else can a rope be prevented from unravelling?

Blank space for the answer to question 5.

6. Why should ropes be coiled?

Blank space for the answer to question 6.

7. What end must you start coiling from?

Blank space for the answer to question 7.

8. In what direction should the coils be made?

Blank space for the answer to question 8.

9. What should be done to a rope after it is coiled?

Blank space for the answer to question 9.

10. How can a coiled rope be secured to prevent it tangling?

Blank space for the answer to question 10.

ALL BENDS AND HITCHES TIED CORRECTLY

SIGNED

NAME

RANK/RATE

DATE

**OC13 SAFETY AWARENESS**

1. What is the purpose of a buoyancy aid?

2. What additional things does a lifejacket do?

3. When fitting a lifejacket the points to check are:

4. What is the problem with tight or restrictive clothing in boats?

5. What are the dangers of wearing jewellery or skylarking at a swimming pool?

6. Why must you be careful if wearing goggles at a swimming pool?

7. What dangers can there be in pools and lakes?

8. What other dangers are there in rivers?

9. What other dangers are there in the sea?

10. Why are charcoal fires particularly dangerous?

11. What is the danger from hot grills and hobs?

12. What extra dangers are there with hot pans and kettles?

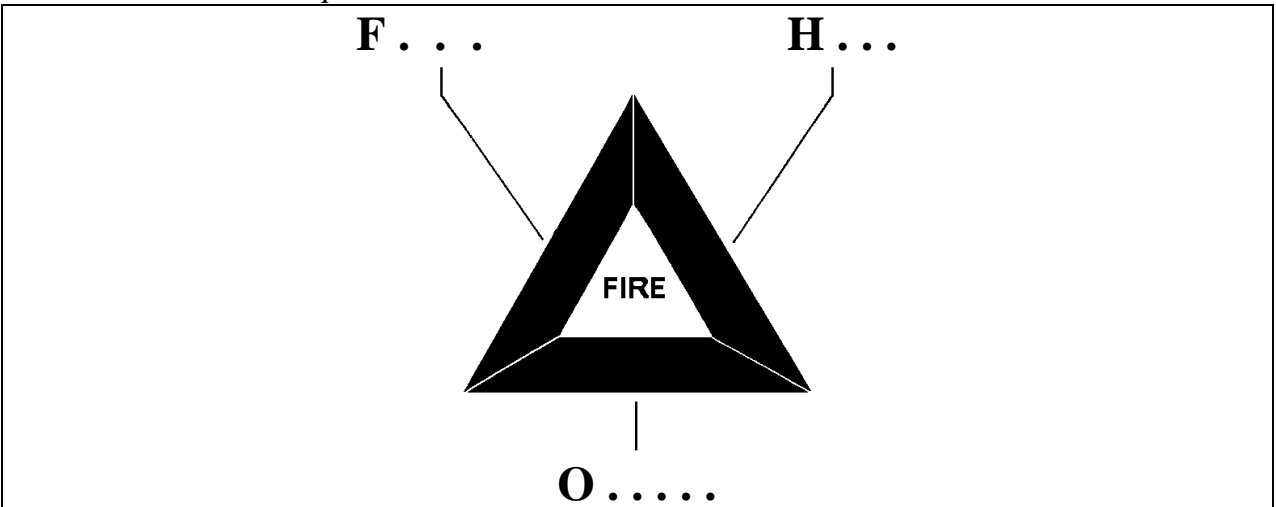
**OC14 (SPARE)**

**OC15 FIRE PREVENTION**

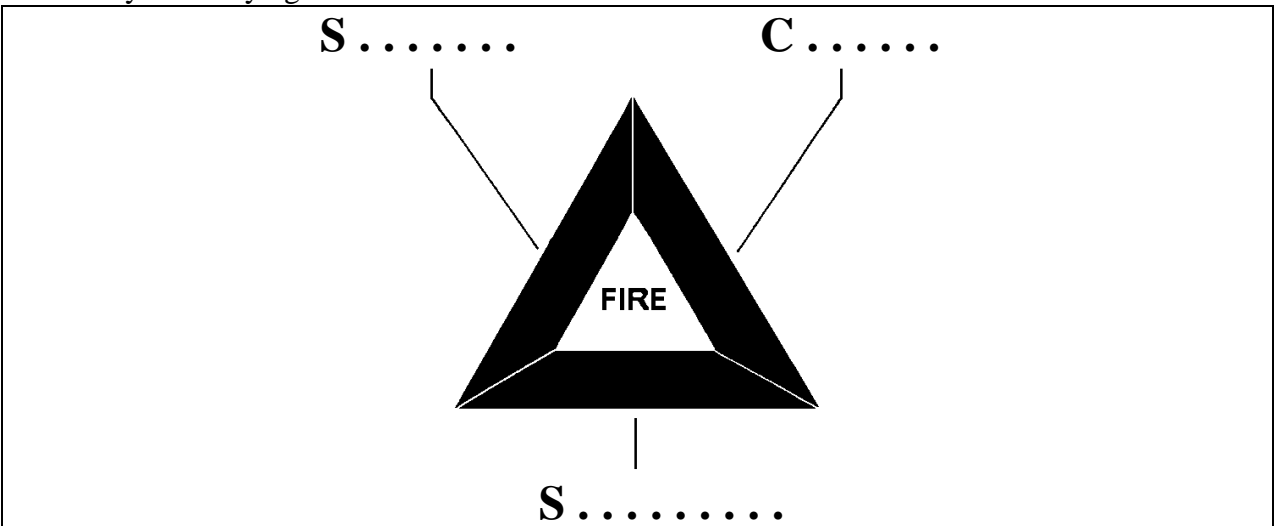
1. The effects of fire are.

**The Fire Triangle**

2. List the three requirements which enable a fire to start and continue to burn.



3. To put a fire out, you must be able remove one or more of these requirements. List the three ways of carrying this out.



4. If a person's clothes are on fire, what is the best action to take to put the fire out.

CADET TO ORDINARY CADET WORK BOOK  
**NOTES**

CADET TO ORDINARY CADET WORK BOOK  
**NOTES**



CADET TO ORDINARY CADET WORK BOOK