

# CHAPTER ONE

## GENERAL SEA TERMS

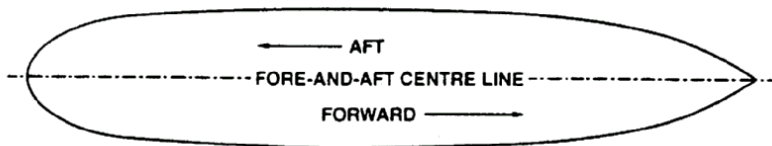
- 0101      **Principal Parts of a Ship**
- 0102      **Miscellaneous Parts of a Ship**
- 0103      **Miscellaneous Sea Terms**
- 0104      **Terms used in connection with direction relative to a Ship**

### 0101      **PRINCIPAL PARTS OF A SHIP**

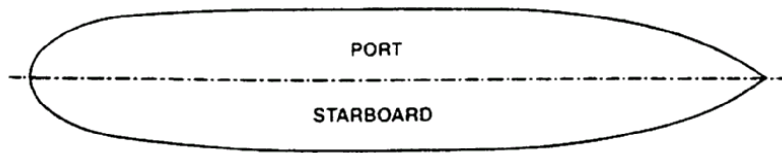
<b>The Hull</b>	The main body of the ship.
<b>Stem</b>	The very front end of the Hull.
<b>Stern</b>	The very back end of the Hull.
<b>Fore Part</b>	Front third of the Hull.
<b>Midship Part</b>	Middle third of the Hull.
<b>After Part</b>	Back third of the Hull.



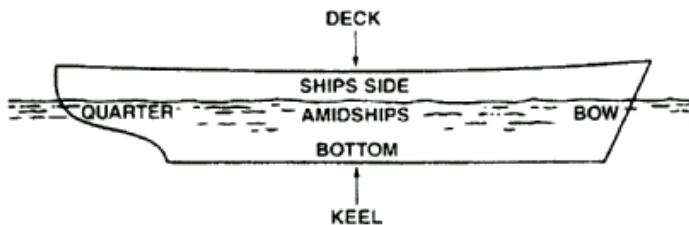
<b>Forward</b>	Direction towards the front of the ship (Stem).
<b>Aft</b>	Direction towards the back of the ship (Stern).
<b>Fore and Aft Line</b>	Any line which runs lengthways in the ship from end to end.
<b>Fore and Aft Centre Line</b>	The line joining the middles of the Stem to Stern.



**Port Side** Left hand side of the ship when facing forward.  
**Starboard Side** Right hand side of the ship when facing forward



**Bow** Curved surface of the Hull either side of the Stem.  
**Quarter** Curved surface of the Hull either side of the Stern.  
**Amidships** Surface of the Hull between the Bow and the Quarter.  
**Deck** Any surface underfoot or the floor of a compartment.  
**Upperdeck** The highest complete deck (except in aircraft carriers) usually incorporating the Forecastle and Quarterdecks on modern flush-decked ships.  
**Lowerdeck** The area inside the Hull normally reserved for accommodation.  
**Quarterdeck** Deck in the after part of the ship.  
**Forecastle** Deck in the fore part of the ship above the bow.  
**Waist** Deck in the middle of the upperdeck, between the Quarterdeck and the Forecastle.  
**Beam** The greatest width of the Hull.



## 0102 MISCELLANEOUS PARTS OF A SHIP

**Inboard** Closer to the Fore and aft Centre line.  
**Outboard** Closer to the Ship's side.  
**Athwartships** Direct across the ship from side to side.  
**Overboard** Over the Ship's side.  
**Bridge** Part of the ship from where it would be controlled (by the Captain in normal circumstances).  
**Brow** A narrow platform placed between ship and shore for embarkation and disembarkation.  
**Gangway** The position in the Ship's side by which the ship is entered or left. Also describes a passageway in a ship and sometimes used to describe the Brow.

<b>Galley</b>	Ship's kitchen.
<b>Heads</b>	Ship's toilets.
<b>Hatch</b>	An opening in the deck to give access to the compartment below.
<b>Ladder</b>	Structure allowing vertical access.
<b>Deckhead</b>	The ceiling of a compartment.
<b>Bulkhead</b>	Walls of a compartment or structure.
<b>Keel</b>	The central spine of the Hull, located on the bottom of the ship and extending Fore and Aft along the centreline.
<b>Draught</b>	The depth of the keel, at its lowest point, below the waterline.

**0103 MISCELLANEOUS SEA TERMS**

<b>Adrift</b>	Broken away or no longer attached or driven at random by wind and tide. Also meaning late.
<b>Awash</b>	Flooded or level with the surface of the sea.
<b>Way</b>	Movement or momentum through the water, e.g. Headway - a forward movement, sternway - a backward movement.
<b>Underway</b>	A vessel is underway when she is neither anchored, nor secured to a buoy, nor made fast to the shore nor aground.
<b>Belay</b>	To make fast or attach to, e.g. Belay a rope to a cleat. Also meaning to stop or cancel.
<b>Shipshape</b>	Seaman like in appearance, tidy or ready to use.

**0104 TERMS USED IN CONNECTION WITH DIRECTION RELATIVE TO A SHIP**

<b>Bearing</b>	Direction.
<b>Relative Bearing</b>	Direction of an object relative to the ship. Given either in relation to a part of the Ship or as a bearing in degrees between 0 and 180 from Ahead on each side of the ship. 0 being Right Ahead and 180 being Right Astern. All bearings are prefixed with Red to indicate the Port Side or Green to indicate the Starboard side, e.g. Red 45 or on the Port Bow.
<b>Ahead</b>	Directly in front.
<b>Astern</b>	Directly behind.
<b>Abeam</b>	Directly at right angles to the fore and aft centre line (Port and Starboard).
<b>On the Bow</b>	Midway between Ahead and Abeam (Port or Starboard).
<b>On the Quarter</b>	Midway between Astern and Abeam (Port or Starboard).
<b>Fine</b>	Meaning closer to Ahead or Astern than to Abeam, e.g. Fine on the Port Bow, Fine on the Port Quarter.
<b>Broad</b>	Meaning closer to Abeam than to Ahead or Astern.

### General Relative Bearings.

